










■ PRODUCT SPECIFICATIONS – LUX ELEMENTS®-ELEMENT

	ARTICLE-NUMBER	ARTICLE-NAME / ARTICLE-DESCRIPTION	NOMINAL FORMATS/DIMENSIONS WIDTH x LENGTH x THICKNESS	UNIT
--	----------------	---------------------------------------	--	------

				
ELEMENT-... Baby ...	ELEMENT-EL ...	ELEMENT-SL ...	ELEMENT-SQ ...	ELEMENT-VK ...

	LELEE1116	ELEMENT-EL Baby 4, Hard foam support element	23 5/8 x 49 7/32 x 0 5/32 in	m ²
	LELEE1117	ELEMENT-EL Baby 6, Hard foam support element	23 5/8 x 49 7/32 x 0 15/64 in	m ²
	LELEE1118	ELEMENT-EL Baby 10, Hard foam support element	23 5/8 x 49 7/32 x 0 25/64 in	m ²
	LELEE1135	ELEMENT-EL Baby 12, Hard foam support element	23 5/8 x 49 7/32 x 0 15/32 in	m ²
	LELEE1141	ELEMENT-EL Baby 20, Hard foam support element	23 5/8 x 49 7/32 x 0 25/32 in	m ²
	LELEE1142	ELEMENT-EL Baby 30, Hard foam support element	23 5/8 x 49 7/32 x 1 3/16 in	m ²
	LELEE1143	ELEMENT-EL Baby 40, Hard foam support element	23 5/8 x 49 7/32 x 1 37/64 in	m ²
	LELEE1144	ELEMENT-EL Baby 50, Hard foam support element	23 5/8 x 49 7/32 x 1 31/32 in	m ²
	LELEE1145	ELEMENT-EL Baby 80, Hard foam support element	23 5/8 x 49 7/32 x 3 5/32 in	m ²
	LELEE1146	ELEMENT-EL Baby 100, Hard foam support element	23 5/8 x 49 7/32 x 3 15/16 in	m ²
	LELEE1119	ELEMENT-EL 10, Hard foam support element	23 5/8 x 98 27/64 x 0 25/64 in	m ²
	LELEE1131	ELEMENT-EL 12, Hard foam support element	23 5/8 x 98 27/64 x 0 15/32 in	m ²
	LELEE1120	ELEMENT-EL 20, Hard foam support element	23 5/8 x 98 27/64 x 0 25/32 in	m ²
	LELEE1121	ELEMENT-EL 30, Hard foam support element	23 5/8 x 98 27/64 x 1 3/16 in	m ²
	LELEE1123	ELEMENT-EL 40, Hard foam support element	23 5/8 x 98 27/64 x 1 37/64 in	m ²
	LELEE1122	ELEMENT-EL 50, Hard foam support element	23 5/8 x 98 27/64 x 1 31/32 in	m ²
	LELEE1133	ELEMENT-EL 80, Hard foam support element	23 5/8 x 98 27/64 x 3 5/32 in	m ²
	LELEE1137	ELEMENT-EL 100, Hard foam support element	23 5/8 x 98 27/64 x 3 15/16 in	m ²
	LELEE2001	ELEMENT-SL 30, Hard foam support element, longitudinally slit	23 5/8 x 98 27/64 x 1 3/16 in	m ²
	LELEE2003	ELEMENT-SL 50, Hard foam support element, longitudinally slit	23 5/8 x 98 27/64 x 1 31/32 in	m ²
	LELEE2005	ELEMENT-SL 80, Hard foam support element, longitudinally slit	23 5/8 x 98 27/64 x 3 5/32 in	m ²
	LELEE2002	ELEMENT-SQ 30, Hard foam support element, transversely slit	23 5/8 x 98 27/64 x 1 3/16 in	m ²
	LELEE2004	ELEMENT-SQ 50, Hard foam support element, transversely slit	23 5/8 x 98 27/64 x 1 31/32 in	m ²
	LELEE2006	ELEMENT-SQ 80, Hard foam support element, transversely slit	23 5/8 x 98 27/64 x 3 5/32 in	m ²
	LELEE3009	ELEMENT-VK Baby 6, Hard foam support element, fleece backed on one side	23 5/8 x 49 7/32 x 0 15/64 in	m ²
	LELEE3010	ELEMENT-VK Baby 12, Hard foam support element, fleece backed on one side	23 5/8 x 49 7/32 x 0 15/32 in	m ²
	LELEE3011	ELEMENT-VK Baby 20, Hard foam support element, fleece backed on one side	23 5/8 x 49 7/32 x 0 25/32 in	m ²
	LELEE3012	ELEMENT-VK Baby 30, Hard foam support element, fleece backed on one side	23 5/8 x 49 7/32 x 1 3/16 in	m ²
	LELEE3013	ELEMENT-VK Baby 50, Hard foam support element, fleece backed on one side	23 5/8 x 49 7/32 x 1 31/32 in	m ²
	LELEE3001	ELEMENT-VK 12, Hard foam support element, fleece backed on one side	23 5/8 x 98 27/64 x 0 15/32 in	m ²
	LELEE3002	ELEMENT-VK 20, Hard foam support element, fleece backed on one side	23 5/8 x 98 27/64 x 0 25/32 in	m ²

System components ARM, COL, DRY, FIX, MONT